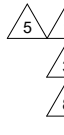
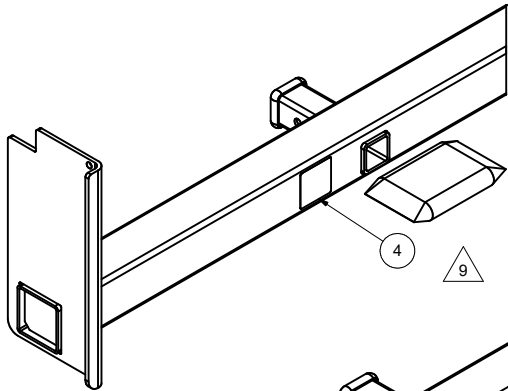
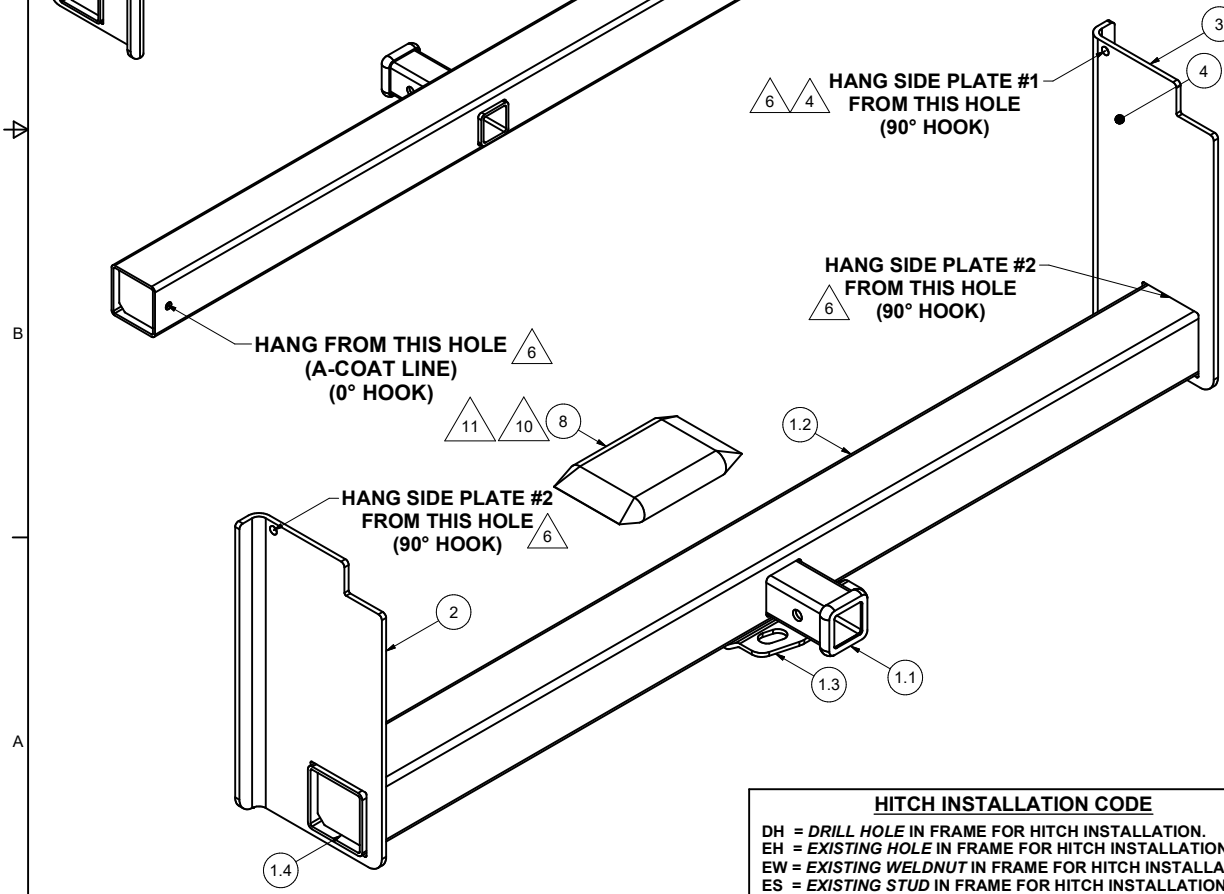


		Parts List						
ITEM	QTY	PART NUMBER	DESCRIPTION	MASS	RAW MATERIAL	DEPARTMENT	WORK CENTER	
1	1	CM-15903-WA	WELDMENT ASSEMBLY	59.149 lbmass	PER PART	WELD	MANUAL HITCHES	
1.1	1	CM-RTM9-WA	9" MANUFACTURED RECEIVER TUBE	5.265 lbmass	PER PART	RT CELL	RT CELL	
1.2	1	CM-15903-MB	4.00 SQ. x .188" MAIN BODY	48.504 lbmass	S-T4316	SAW, FAB	SAW, PLASMA, DRILL	
1.3	1	CM-SCP7	6.0 x 8.0 x .250 SAFETY CHAIN PLATE	3.213 lbmass	S-P14	FAB, PRESS	WHITNEY, PRESS	
1.4	2	CM-15903-TC	.313" TUBE CAP	1.082 lbmass	S-P516	FAB	WHITNEY	
2	1	CM-15903-DS	DRIVER SIDE PLATE	15.196 lbmass	S-P516	FAB	WHITNEY, PRESS	
3	1	CM-15903-PS	PASSENGER SIDE PLATE	15.196 lbmass	S-P516	FAB	WHITNEY, PRESS	
4	1	UPC LABEL	HITCH UPC LABEL	0.002 lbmass	N/A	POWDER	POWDER AUTOMATED	
5	1	S0147U	15000/1500 LB, NEWART, 5"x1.75"	0.000 lbmass	WHITE MYLAR	POWDER	POWDER AUTOMATED	
6	1	PD95112	CARBIDE BLACK POWDER COAT (NOT SHOWN)	0.020 lbmass	N/A	POWDER	POWDER AUTOMATED	
7	2	ZSHIP 107	12" x 12" ADHESIVE WRAP (NOT SHOWN)	0.000 lbmass	#50# B FLUTE CORRUGATED	POWDER	POWDER AUTOMATED	
8	1	15903-BK	BOLT KIT	0.089 lbmass	N/A	POWDER	POWDER AUTOMATED	



**NOTE: WRAP S0147U TO SIDEPLATE AND APPLIED AFTER HITCH IS INSTALLED ON VEHICLE**



**HANG SIDE PLATE #1 FROM THIS HOLE (90° HOOK)**



**APPLY UPC LABEL TO OUTSIDE OF PASSENGER SIDE PLATE**



**HANG SIDE PLATE #2 FROM THIS HOLE (90° HOOK)**



**HANG FROM THIS HOLE (A-COAT LINE) (0° HOOK)**



**HANG SIDE PLATE #2 FROM THIS HOLE (90° HOOK)**

**NOTES:**  
 HOLE TO HOLE CENTER DIMENSION BETWEEN "A" = N/A  
 HOLE TO HOLE CENTER DIMENSION BETWEEN "B" = N/A  
 SHIPPING BOX # N/A  
 TOTAL WELD INCHES = 66.875"  
 UPC # = 612314159031  
 A-COAT LINE: M.B.'s 0° HOOK, - 5 SPACE  
 S.PLT's 90° REAR - 5 SPACES, 2 DEEP

REV	DESCRIPTION	INC#	DATE	APPROVED
2	CHANGED NOTE TO WRAP SO446 TO SIDEPLATE, WAS PLACE IN PAX	-	7/1/2010	LPW
3	ADDED PD95112 (CARBIDE POWDER)	-	1/17/2012	KWS
4	ADDED HANGING NOTES (SEE SCANNED SHEET IN FOLDER)	-	4/12/2012	CMB
5	REPLACED S0446 WITH S0147U	3194	8/7/2012	AJP
6	ADDED TO HANGING NOTE OPTIONS	-	9/21/2012	BHR
8	ADDED (2) ZSHIP107	-	1/11/2016	CJL
9	RELOCATED UPS TO THE BACKSIDE OF THE MB	4425	3/1/2018	AGC
10	ADDED INS SHEET	5183	12/7/2018	AGC
11	REPLACED INS SHEET WITH 15903- BK	6641	7/15/2020	TAZ

DRAWN		5/13/2009		REVISION HISTORY	
CJL				<b>6208 Industrial Drive Eau Claire, WI 54701</b>	
CHECKED		5/20/2009		TITLE <b>UNIVERSAL WELD-ON CLASS 5</b>	
BDF				SIZE DWG NO <b>C 15903</b>	
STANDARD MFG. TOLERANCES				SCALE NTS SHEET 1 OF 1	
.X	+/- .06	REV <b>10</b>			
.XX	+/- .03				
.XXX	+/- .015				
.XXXX	+/- .007				
X	+/- .1				

**HITCH INSTALLATION CODE**  
 DH = DRILL HOLE IN FRAME FOR HITCH INSTALLATION.  
 EH = EXISTING HOLE IN FRAME FOR HITCH INSTALLATION.  
 EW = EXISTING WELDNUT IN FRAME FOR HITCH INSTALLATION.  
 ES = EXISTING STUD IN FRAME FOR HITCH INSTALLATION.